



# 2011 Achievement Record



## Development of the U of S Achievement Record

Institutions hold themselves accountable because they care about the quality and impact of what they do, and because they value their relationships with the public and with stakeholder groups. Accountability takes many forms, including annual reports, speeches and presentations by leaders, and meetings with interested communities. All forms of accountability must be backed by information that is clear, transparent, accessible and that is presented with a minimum of commentary. It is essential to convey institutional achievements widely, succinctly and based on evidence.

*\* In the past, the online Achievement Record was promoted with an accompanying printed brochure, but there is much more information available online, including expandable details at the college level. This year the Achievement Record will be available solely online, in its full-functional form.*

# Teaching, Learning and the Student Experience

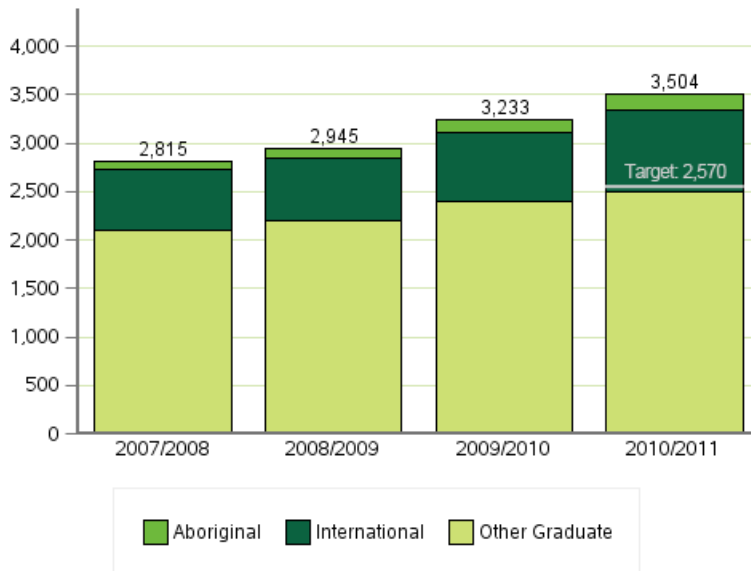
## Students

Total number of undergraduate students in each year



Student Cohort	2007/2008	2008/2009	2009/2010	2010/2011
<b>Aboriginal</b>	1,753	1,597	1,638	1,791
<b>International</b>	782	780	852	902

### Total number of graduate students in each year

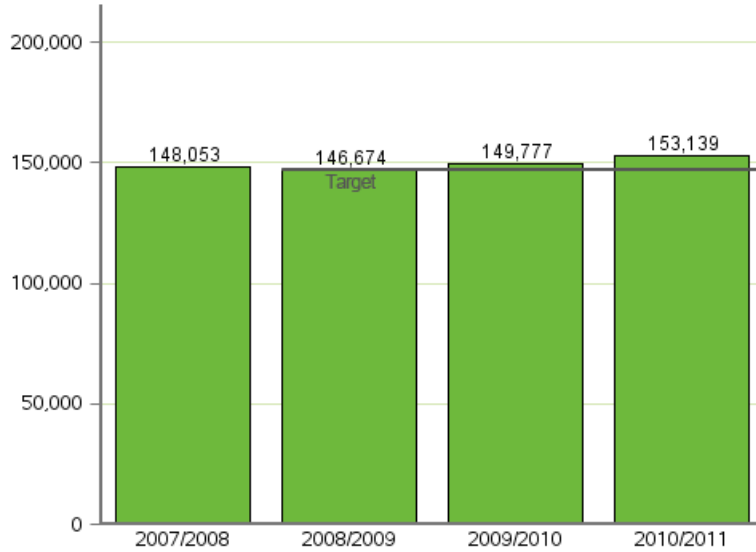


Student Cohort	2007/2008	2008/2009	2009/2010	2010/2011
<b>Aboriginal</b>	93	101	119	161
<b>International</b>	631	642	717	846



# Instructional Activity

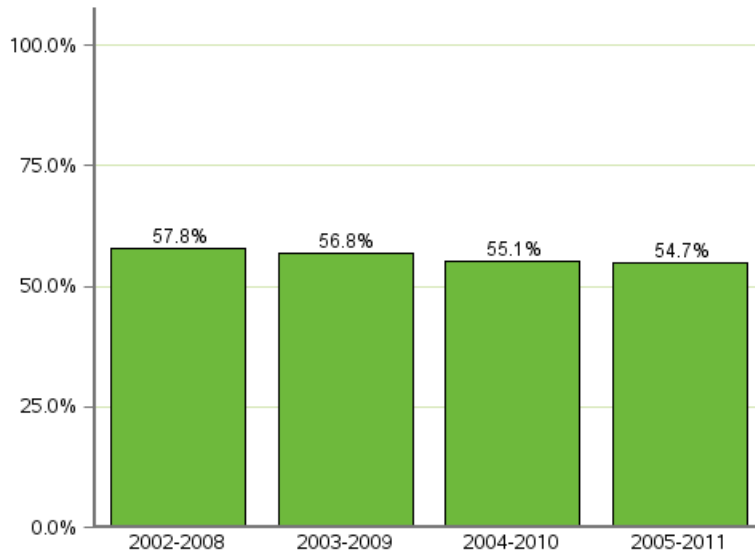
Number of three credit unit equivalent registrations (3CUE) in each year





## Student Completion Rates

Percentage of first-time, full-time direct entry students who graduated within a six-year time frame

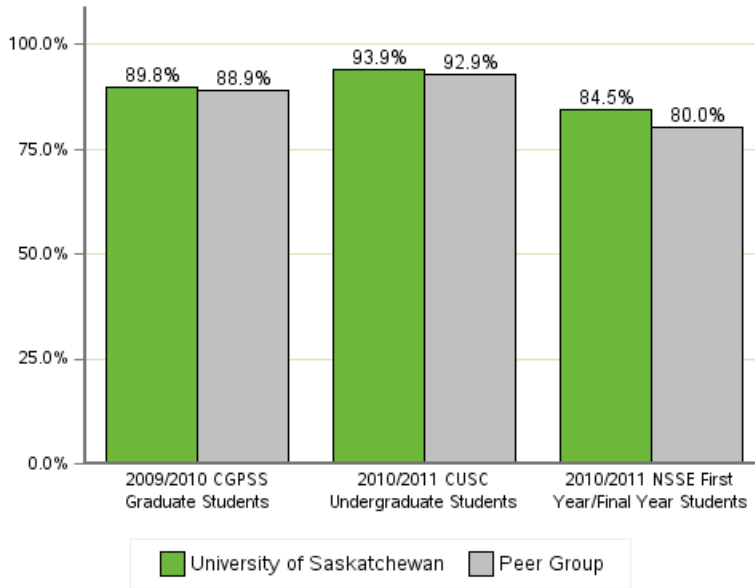


*\* Entry and final year of the six-year time frame shown on the graph.*



## Overall Satisfaction

Percentage of students who responded favourably to questions about their overall quality of education/evaluation of their entire educational experience





## Learning Outcomes

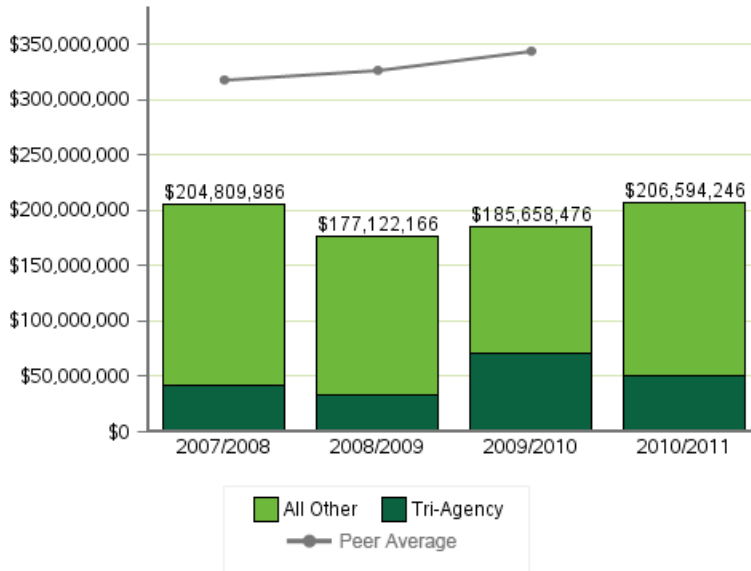
### In progress

According to the University of Saskatchewan (U of S) Learning Charter, *achieving the learning vision and goals to which we aspire requires the active commitment of students, instructors, and the institution.* The U of S is working towards assessment tools for **Learning Outcomes** that will evaluate students' knowledge of their discipline or profession, as well as their ability to apply critical and creative thinking to theoretical and practical problems. The University Council's Teaching and Learning Committee, supported by newly appointed Teaching and Innovation Scholars, is committed to identifying and developing both formative and summative assessments to directly improve student learning outcomes with meetings planned during the academic year 2011-2012.

# Research, Scholarly and Artistic Work

## External Funding for Research, Scholarly and Artistic Work

### Total and Tri-Agency Research Revenue



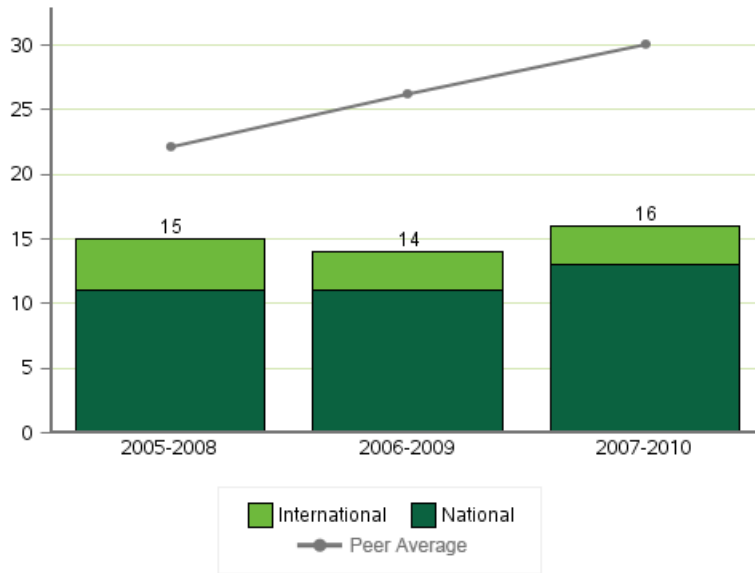
Revenue Source	2007/2008	2008/2009	2009/2010	2010/2011
All Other	\$162,442,752	\$143,215,936	\$114,547,473	\$155,606,333
Tri-Agency	\$42,367,234	\$33,906,230	\$71,111,003	\$50,987,913
<b>Total</b>	<b>\$204,809,986</b>	<b>\$177,122,166</b>	<b>\$185,658,476</b>	<b>\$206,594,246</b>

\* In May 2011, the U of S received funding from UBC for construction of the QSMC beam-line at CLSI. This triggered discovery of an agreement that had been signed in the 2008/2009 year but had never been recorded as revenue in university financial records. The construction intended in this agreement had been delayed when a lead design scientist left the project and a replacement had to be found; no funding was received by the university until May 2011. Nonetheless, based on the university's interpretation of its revenue recognition policy, the revenue associated with this agreement should have been accrued when the agreement was signed. The 2011 financial statements includes a restatement whereby \$6,485,362 (the UBC agreement total) is included in the 2008/2009 year. The 2008/2009 totals have been adjusted accordingly.



## Faculty Awards and Honours

Number of prestigious awards received by U of S faculty based on national and international awards and honours over a four-year period





# Output and Impact

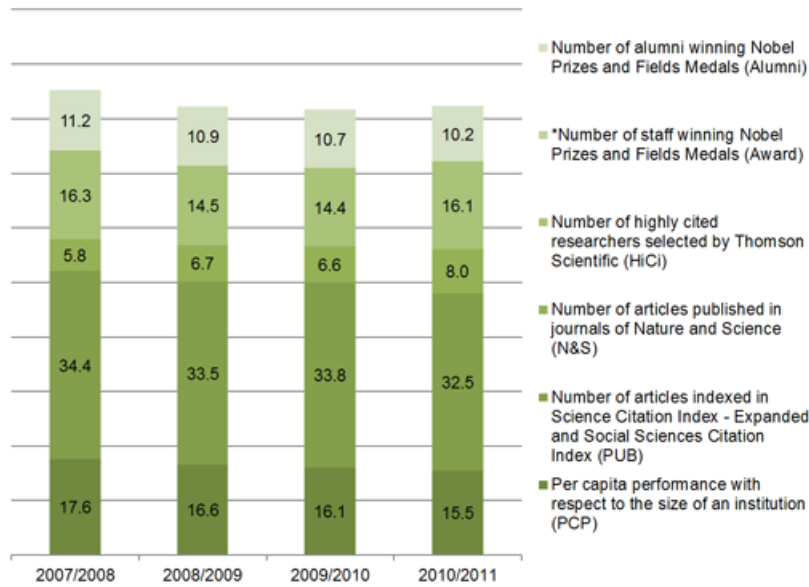
## Academic Ranking of World Universities (ARWU)

Commonly known as the Shanghai Ranking

**2010/2011 University of Saskatchewan ARWU Ranking 201-300**



### University of Saskatchewan Scores on ARWU Indicators



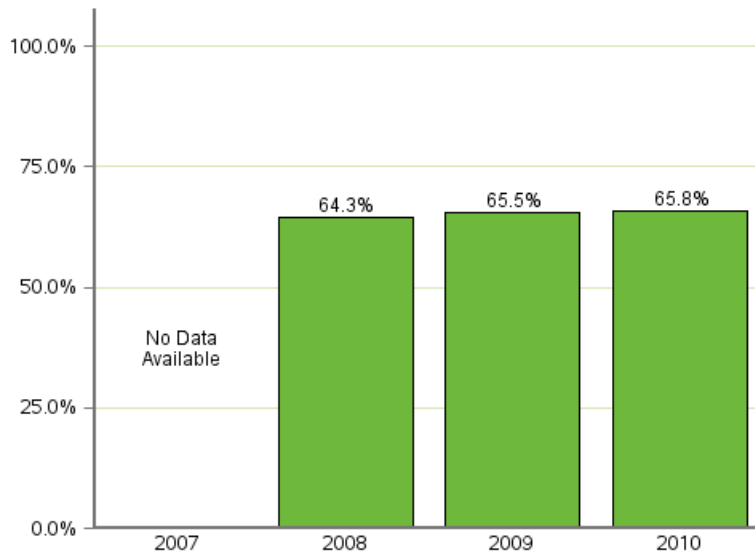
\* The U of S received a score of zero for this indicator in the ARWU. As a result, this indicator cannot be displayed on the graph.



# Working Together

## Faculty and Staff Engagement

Percentage of U of S faculty and staff who responded favourably to questions about their level of engagement

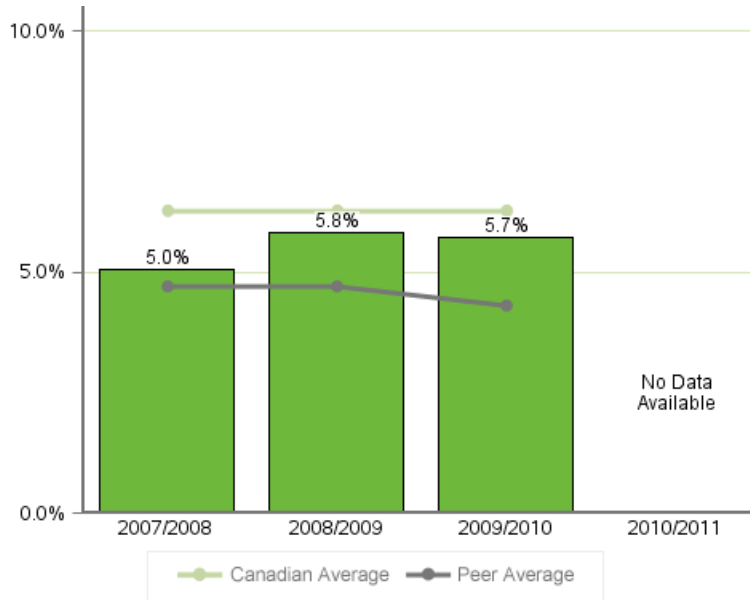


\* No survey was conducted in 2007.

# Administrative Efficiency

## Administrative Cost Ratio

Administrative and general expenses as a percentage of total expenditures



\* Data for 2010/2011 is pending the release of data by CAUBO.



## Diversified Revenues

Monetary donations received by the U of S





# Campus Sustainability

U of S Rating on STARS (Sustainability Tracking, Assessment and Rating System)

**2010/2011 University of Saskatchewan Overall STARS Rating Bronze**



STARS Categories	2010/2011	
	Total Possible Credits	U of S Category Score
Education and Research	100.00	23.7%
Operations	99.75	23.1%
Planning, Administration and Engagement	99.75	45.7%
<b>Category Average</b>	<b>99.83</b>	<b>30.8%</b>
<b>Innovation Credits</b>	<b>4.00</b>	<b>4.00</b>
<b>Overall Score = Category Average + Innovation Credits</b>	<b>104</b>	<b>34.8</b>

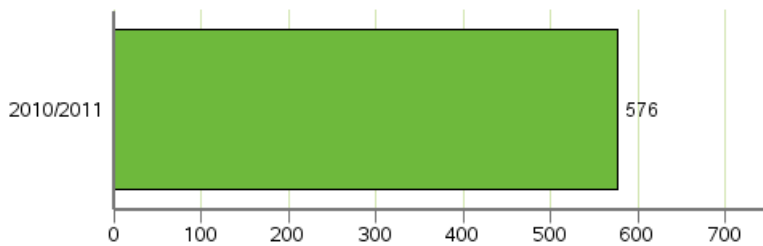


# An Engaged University

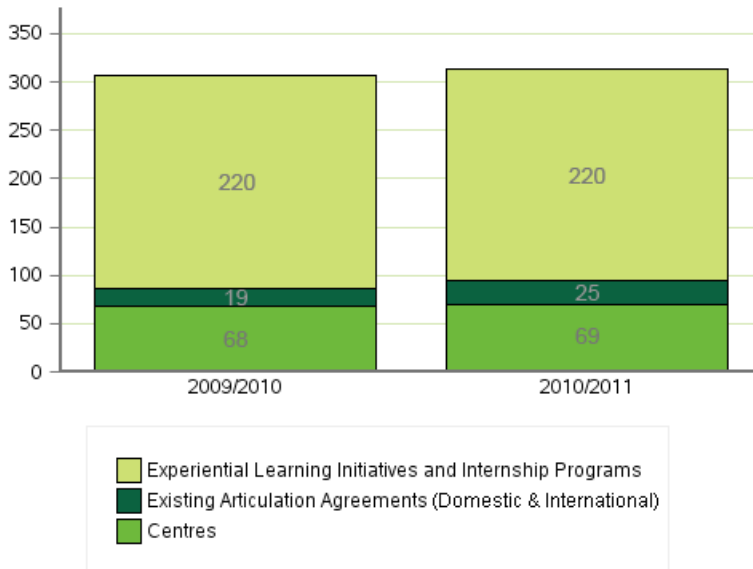
## Engagement Partnerships

Current number of (a) research partnerships with external partners, (b) centres, (c) existing articulation agreements and (d) experiential learning initiatives and internship programs.

Research Partnerships with External Partners



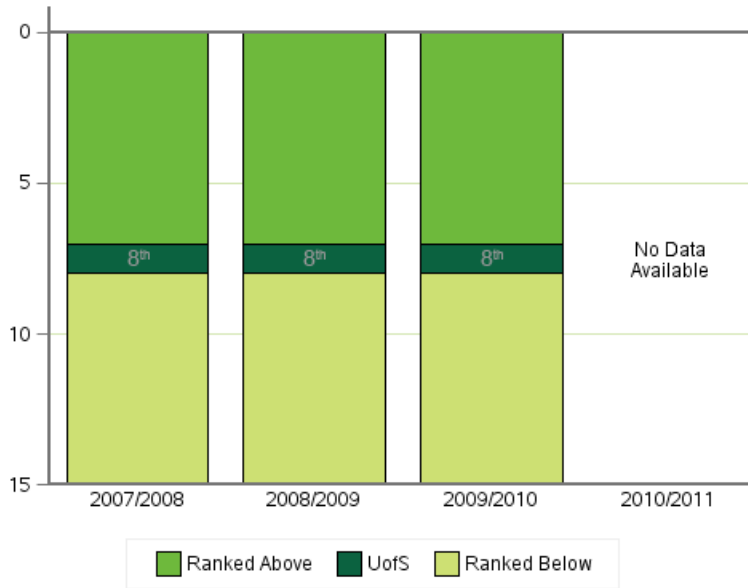
Experiential Learning Initiatives and Internship Programs, Existing Articulation Agreements, and Centres



\* *Experiential learning data for 2009/2010 has been revised from last year's report as a result of a comprehensive approach taken this year to collect this information. All experiential learning initiatives and internship programs listed for 2010/2011 existed in 2009/2010, however, this data was not available last year.*

## National Reputation

Ranking of the U of S among 15 medical/doctoral institutions in Canada according to Maclean's University Rankings



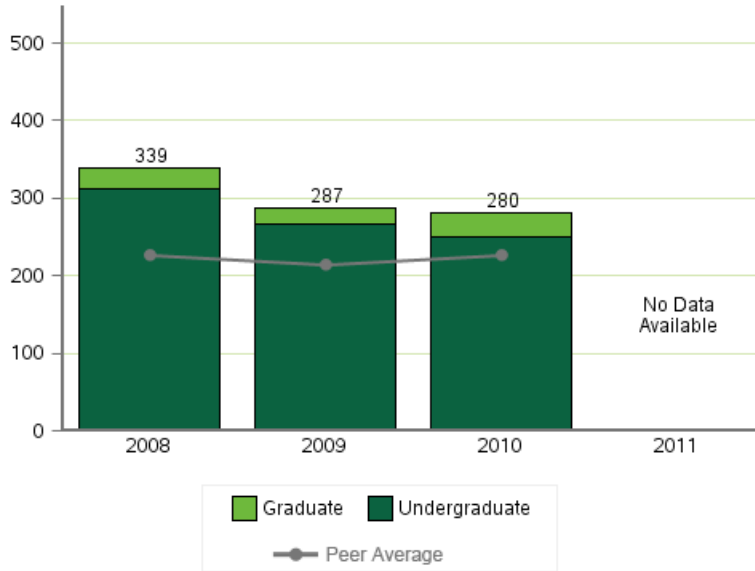
\* Rankings for 2010/2011 will be available in November.



# Aboriginal Community

## Aboriginal Student Success

Number of self-identified Aboriginal students who have graduated in each calendar year

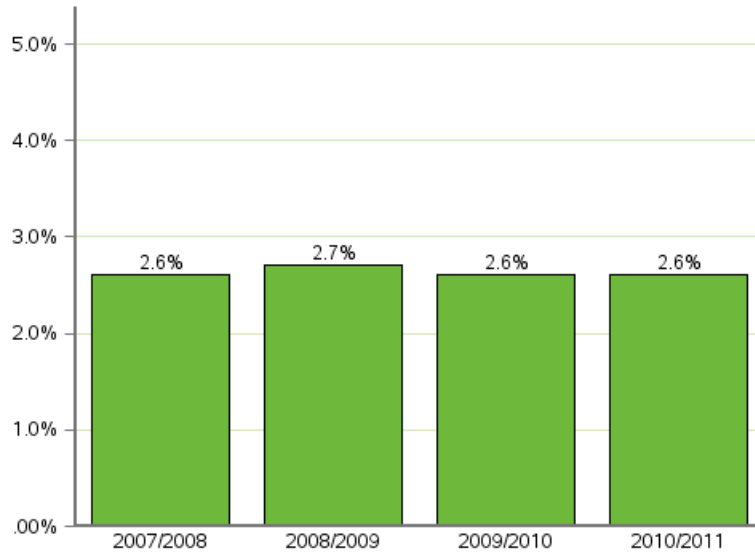


Level	2008	2009	2010
Graduate	26	21	29
Undergraduate	313	266	251



## Aboriginal Faculty and Staff

Percentage of faculty and staff who have declared Aboriginal ancestry





## Principles of the U of S Achievement Record

1. The Achievement Record should be widely discussed and collaboratively used.
2. The Achievement Record should support multiple purposes.
3. To serve its varied purposes, the Achievement Record should be simple.
4. Indicators ought to measure, as much as practical, the things that are meaningful or important to the organization.
5. Initially, the University of Saskatchewan should focus on a practical initial set of indicators, leaving more elaborate development for later if needed.

*We are working toward becoming an engaged university. Many of the indicators of our success require further development as part of our commitment to quality and accountability.*