

## UNDERGRADUATE AND GRADUATE STUDENTS

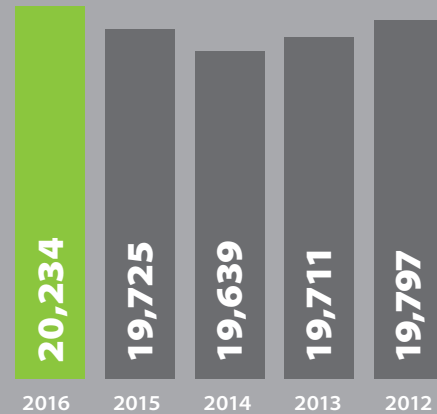
**20,234**

+2.6% increase over 2015

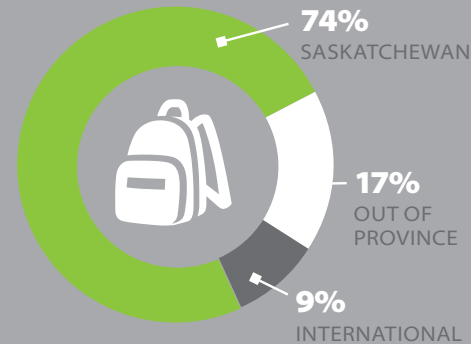
UNDERGRADUATE  
**17,305**

GRADUATE  
**2,929**

## OVERALL FIVE-YEAR TREND



## UNDERGRADUATE STUDENT ORIGIN




## UNDERGRADUATE STUDENTS FROM ALBERTA HIGH SCHOOLS

**1,542**

+8% increase over 2015

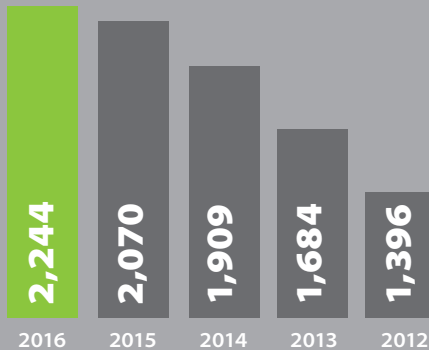
## TOP 5 INTERNATIONAL STUDENT COUNTRIES



1. CHINA **808** (623UG, 185G)
2. NIGERIA **188** (95UG, 93G)
3. INDIA **161** (45UG, 116G)
4. IRAN **104** (3UG, 101G)
5. BANGLADESH **86** (20UG, 66G)

## ABORIGINAL STUDENTS

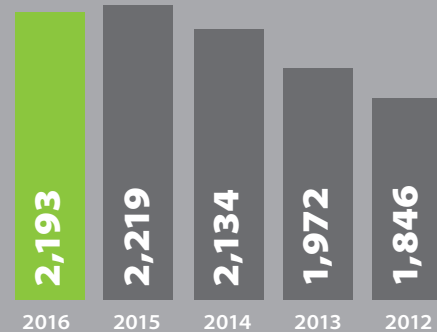
**2,244**



UNDERGRADUATE **2,029**  
GRADUATE **215**

## INTERNATIONAL STUDENTS

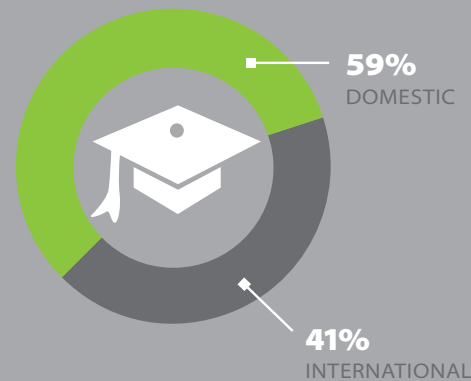
**2,193**



UNDERGRADUATE **1,157**  
GRADUATE **1,036**

## GRADUATE STUDENT ORIGIN

**2,929**



## FALL TEACHING ACTIVITY

