



Training Services

Information Technology Services | University of Saskatchewan

Mainframe Computing Basics

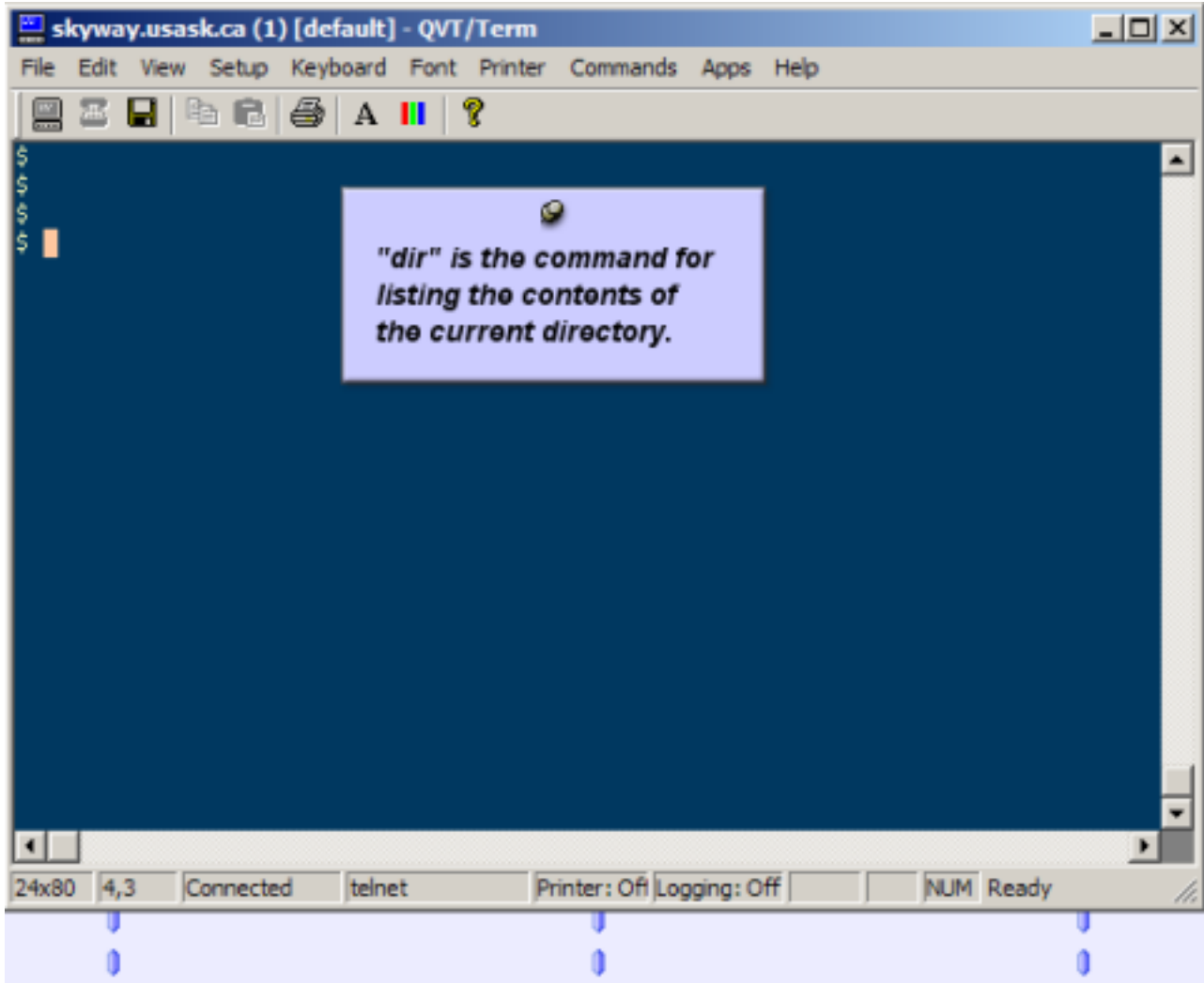
File System Commands

VMS Version

***If you do not know how to connect to a VMS mainframe using telnet you may want to review the Getting Started tutorial before reviewing this tutorial.**

How do I manage files?

- * VMS has many commands that are used to view, copy, rename, move and delete files.
- * These are the most common file management commands.
- * The command for viewing your file structure is "**dir**".
- * The command for copying files is "**copy**".
- * The command for moving and renaming files is "**rename**".
- * The command for deleting files is "**delete**".



The screenshot shows a QVT/Term window titled "skyway.usask.ca (1) [default] - QVT/Term". The window has a menu bar with "File", "Edit", "View", "Setup", "Keyboard", "Font", "Printer", "Commands", "Apps", and "Help". Below the menu bar is a toolbar with icons for "Print", "Copy", "Paste", "Home", "End", "Clear", and "Refresh". The main terminal area has a dark blue background and displays the following text:

```
$  
$  
$  
$ dir  
  
Directory 02:[CC.STADNYK]  
  
01KX8PUZYSY08WYX0B.UID;1      LOGIN.COM;1      MAIL.MAI;1  
MAIL.MAI-UIDDIR;1      OLDFILE.;1      PINE.PINERC;1      PMOF_IMAP.MBXDIR;1  
PUBLIC_HTML.DIR;1      STADNYK.HEWSMARK;2  TESTDIR.DIR;1  
  
Total of 10 files.  
$ █
```

A green callout bubble with a black border and a tail pointing to the terminal text contains the text: "The dir command displays the contents of the current directory...".

At the bottom of the window, there is a status bar with the following information: "24x80", "13,3", "Connected", "telnet", "Printer: Off", "Logging: Off", "NUM", and "Ready".

skyway.usask.ca (1) [default] - QVT/Term

File Edit View Setup Keyboard Font Printer Commands Apps Help

```
$  
$  
$  
$ dir  
  
Directory 02:[CC.STADNYK]  
  
01KX8PUZYSY08WYX0B.UID;1      LOGIN.COM;1      MAIL.MAI;1  
MAIL.MAI-UIDDIR;1      OLDFILE.;1      PINE.PINERC;1      PMOF_IMAP.MBXDIR;1  
PUBLIC_HTML.DIR;1      STADNYK.HEWSMARK;2  TESTDIR.DIR;1  
  
Total of 10 files.  
$ █
```

... including the name of the current directory...

24x80 13,3 Connected telnet Printer: Off Logging: Off NUM Ready

skyway.usask.ca (1) [default] - QVT/Term

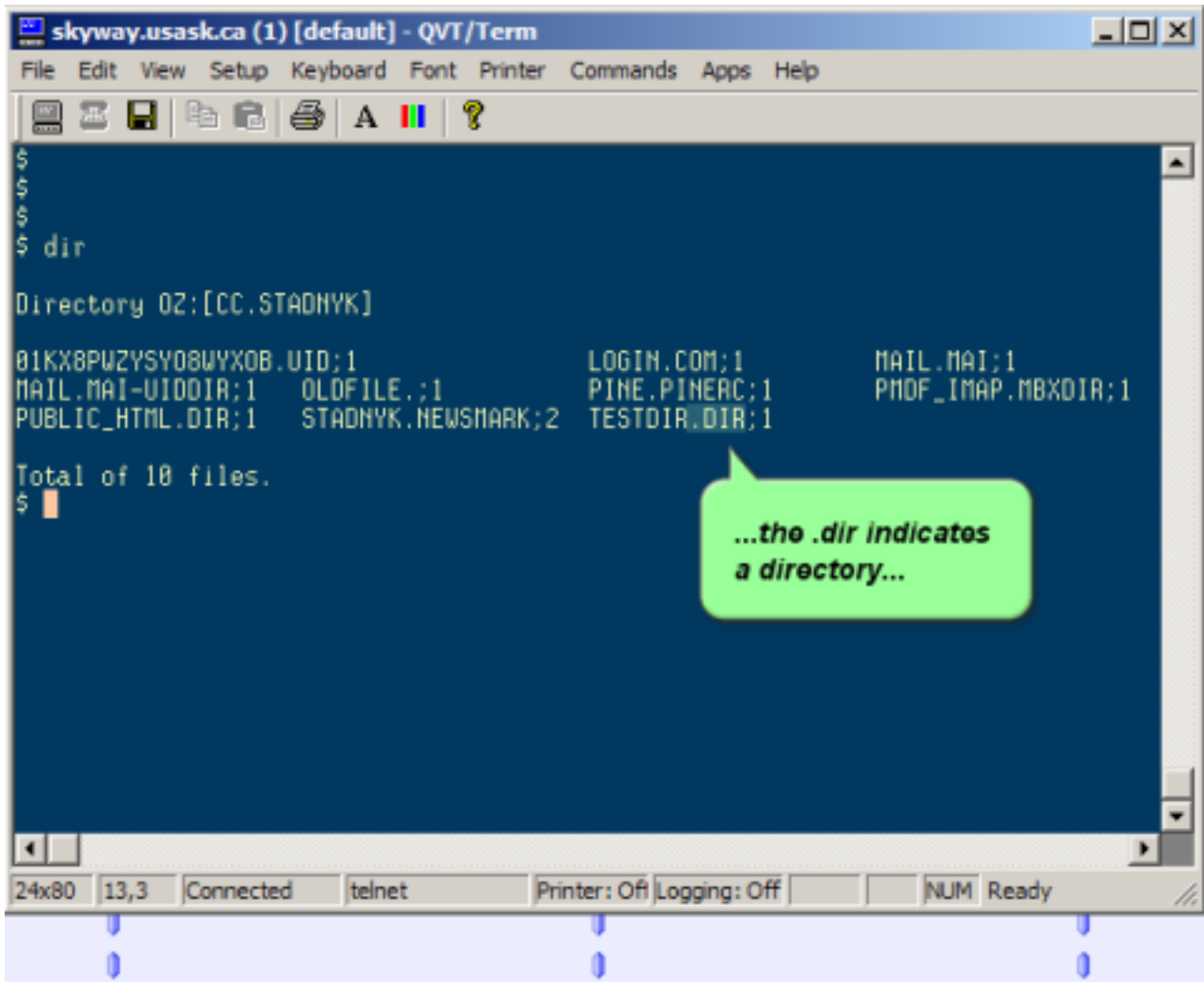
File Edit View Setup Keyboard Font Printer Commands Apps Help

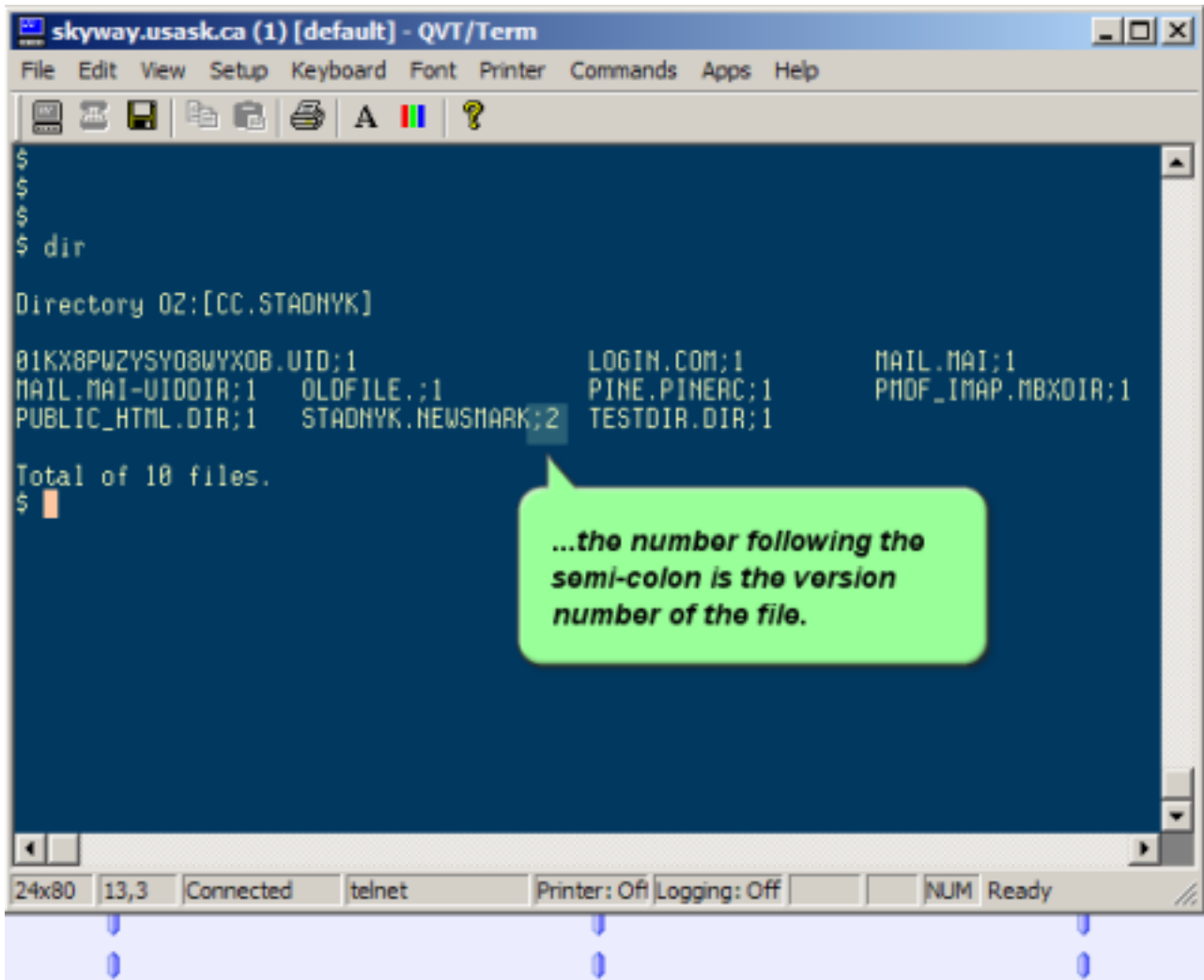
... the names of all the files and directories...

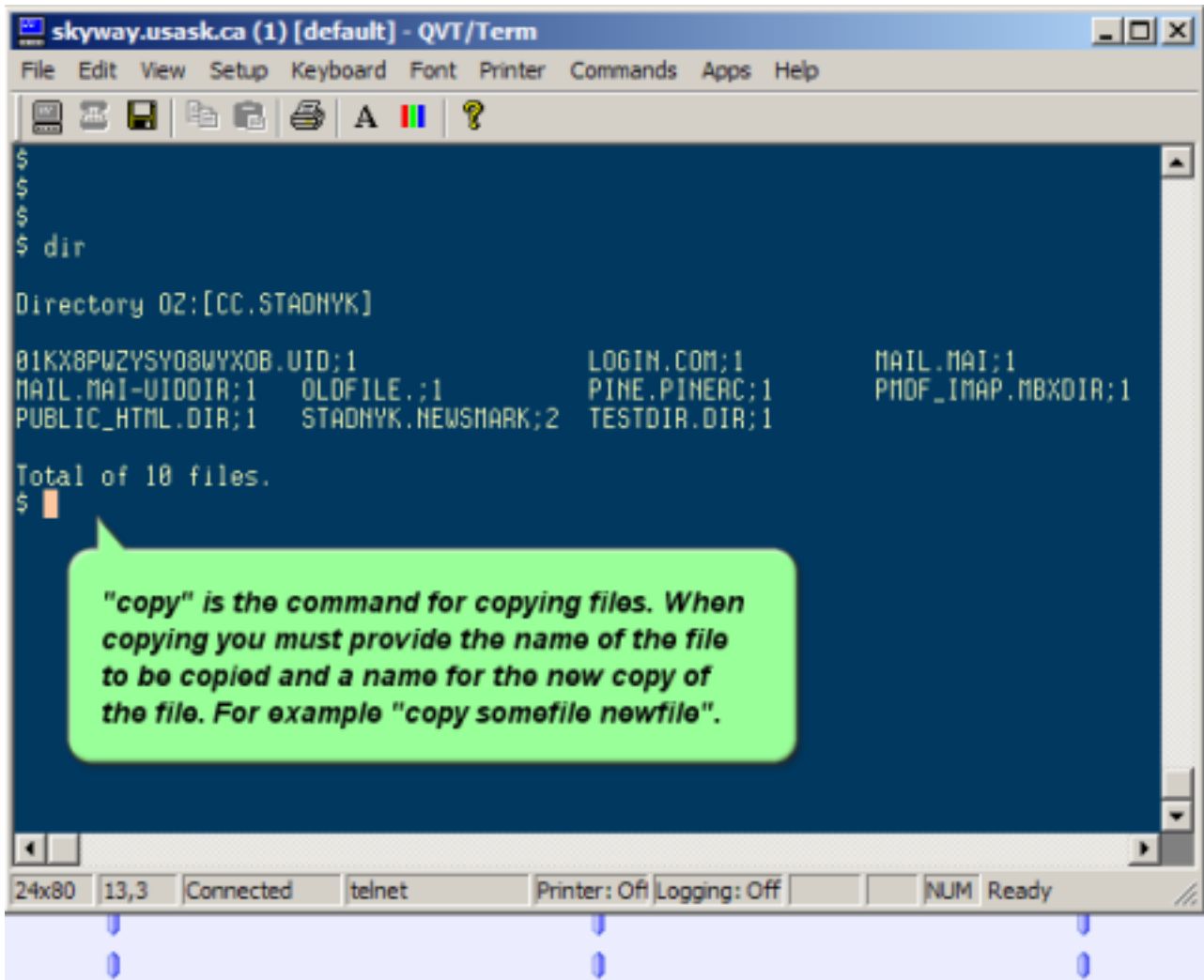
```
$
$
$
$ dir
Directory 02:[CC.STADNYK]
01KX8PUZYSY08WYX0B.UID;1      LOGIN.COM;1      MAIL.MAI;1
MAIL.MAI-UIDDIR;1      OLDFILE.;1      PINE.PINERC;1      PNOF_IMAP.MBXDIR;1
PUBLIC_HTML.DIR;1      STADNYK.HEWSMARK;2  TESTDIR.DIR;1

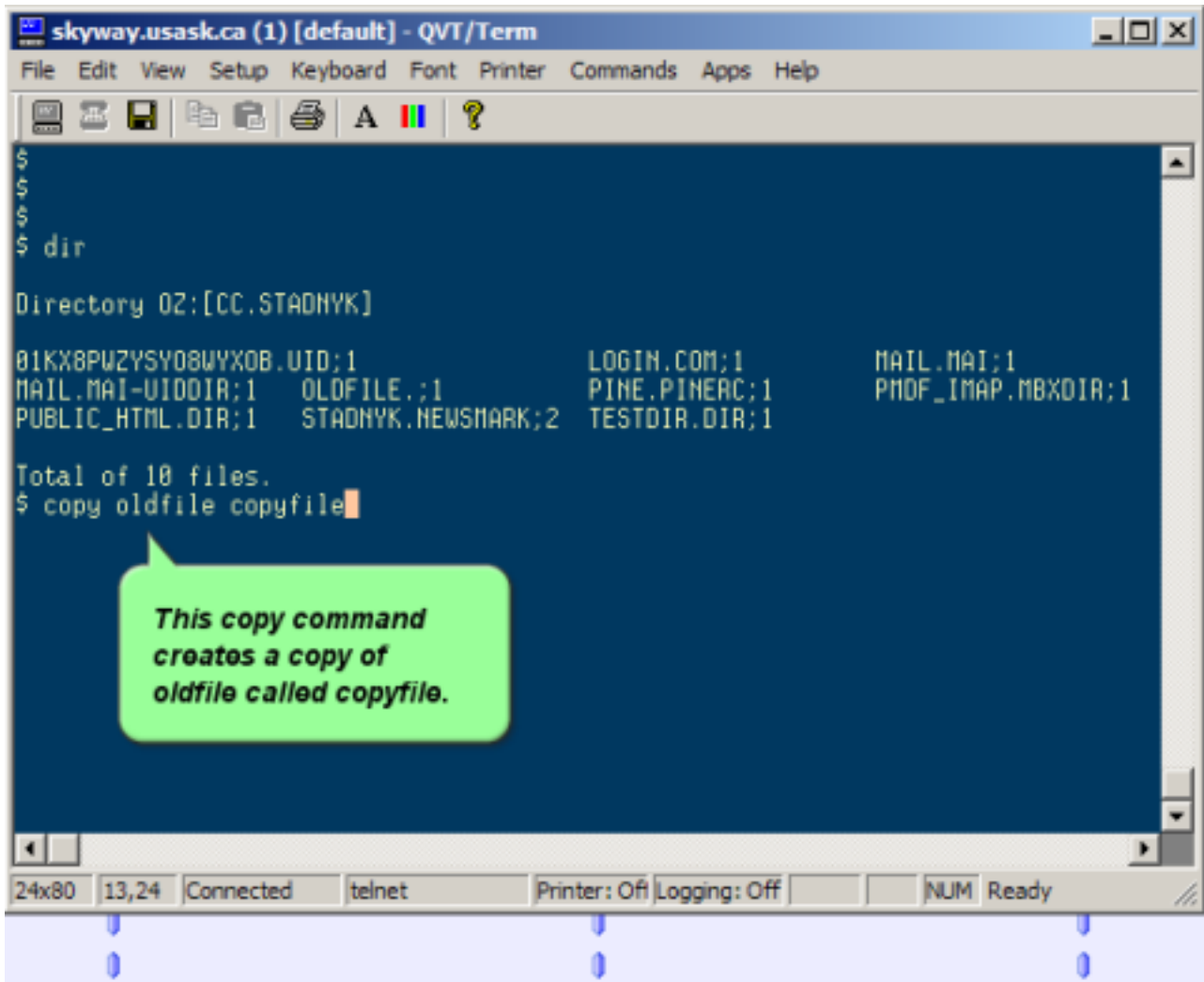
Total of 10 files.
$
```

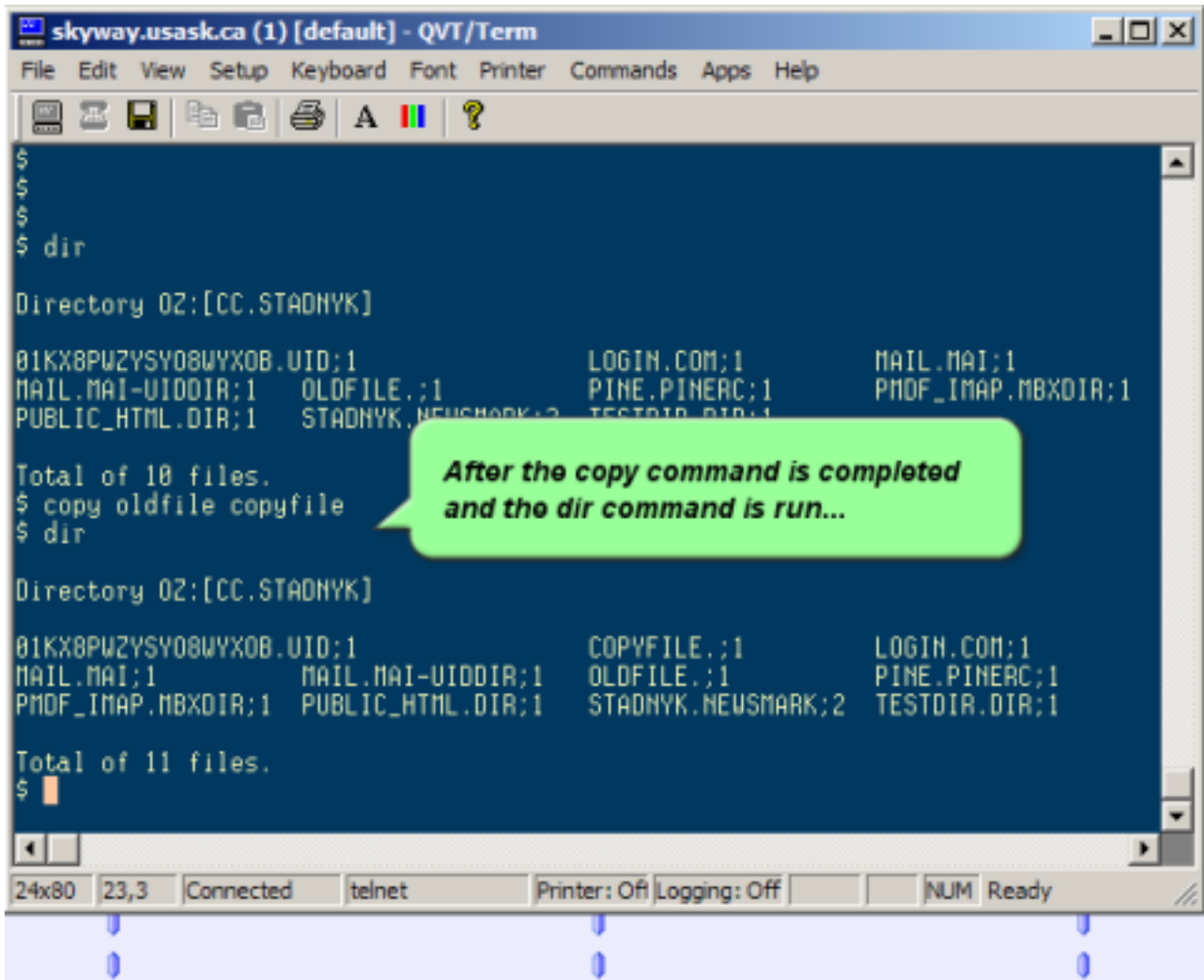
24x80 13,3 Connected telnet Printer: Off Logging: Off NUM Ready

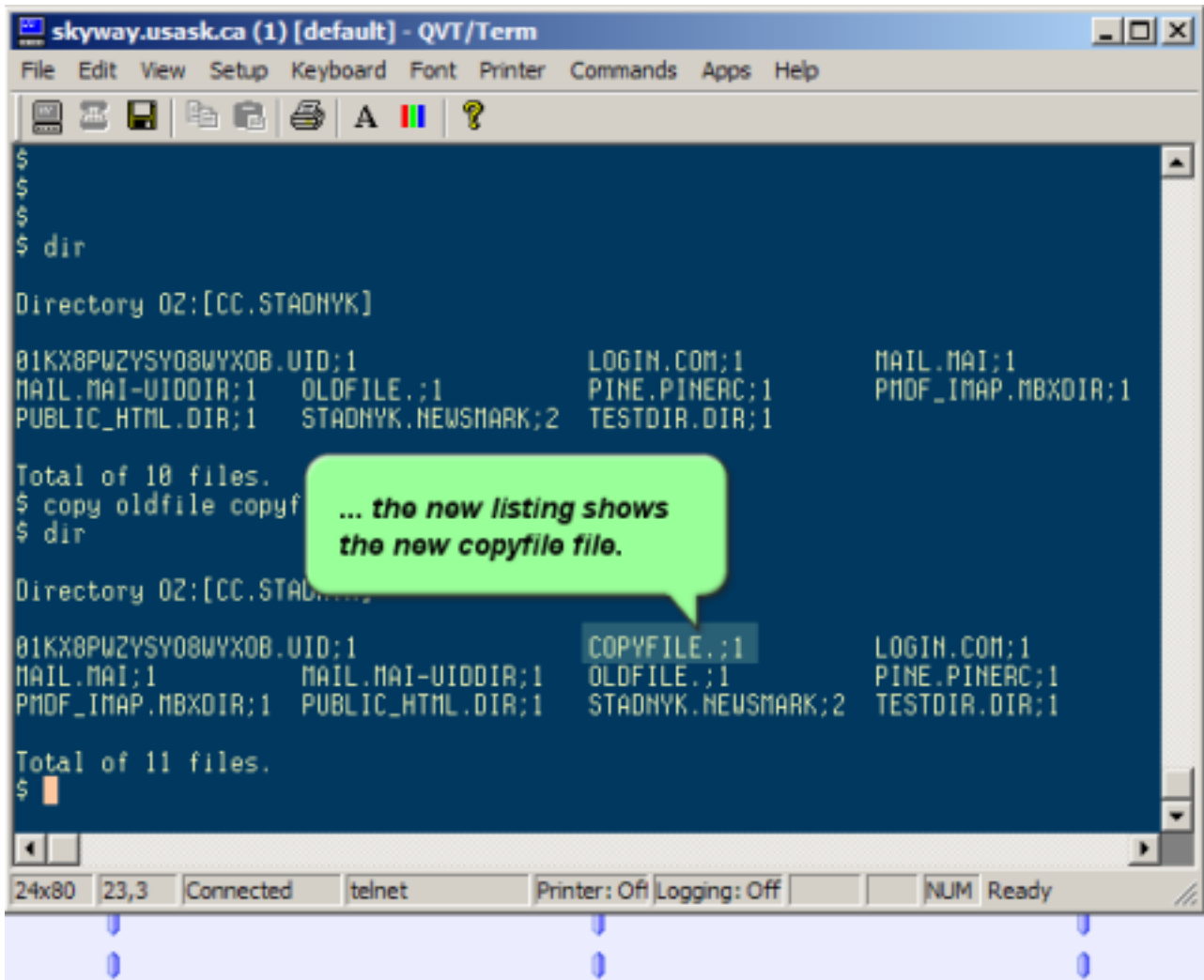


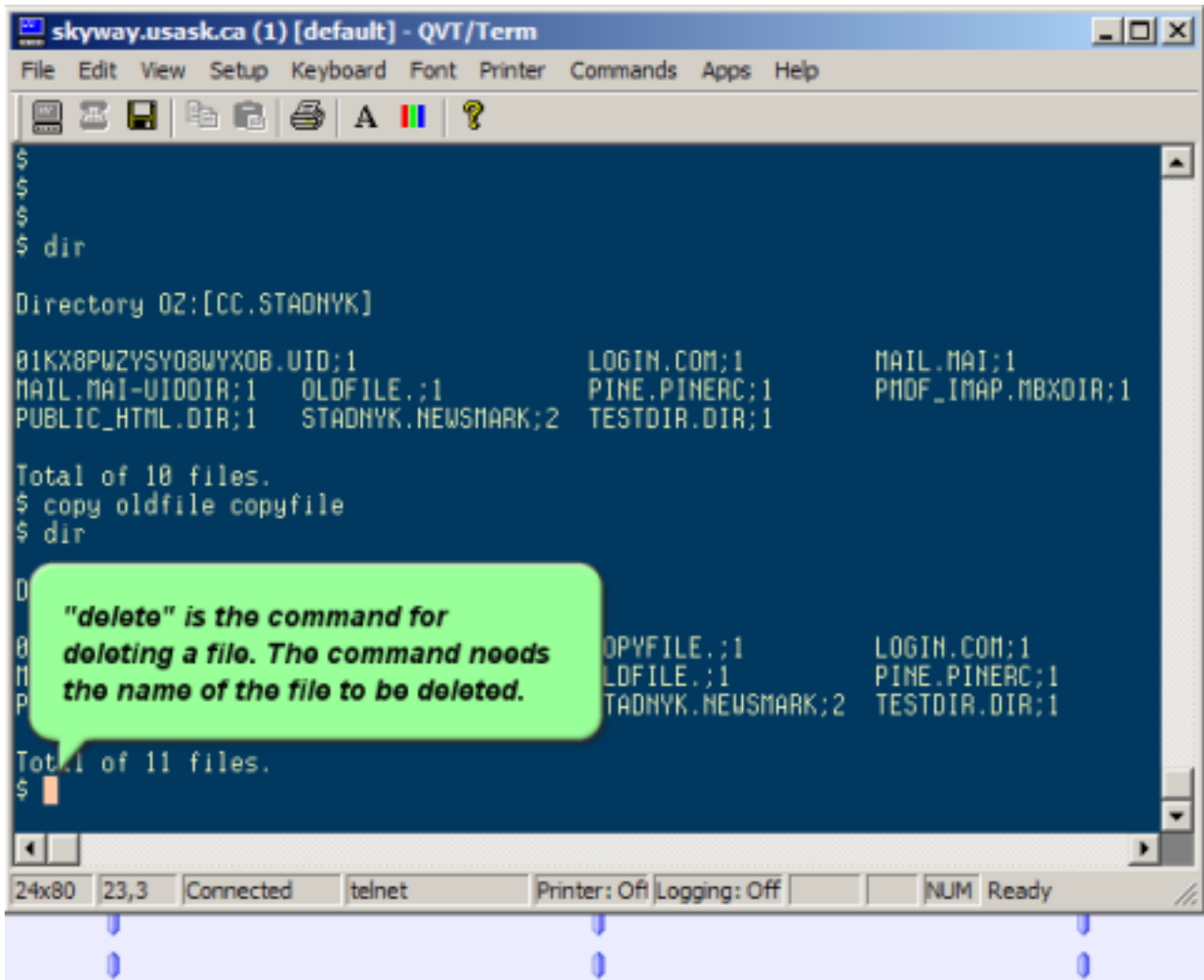












```
skyway.usask.ca (1) [default] - QVT/Term
File Edit View Setup Keyboard Font Printer Commands Apps Help
[Icons]
$
$
$ dir
Directory 02:[CC.STADNYK]
01KX8PUZYSY08WYXOB.UID;1      LOGIN.COM;1      MAIL.MAI;1
MAIL.MAI-UIDDIR;1      OLDFILE.;1      PINE.PINERC;1      PMDF_IMAP.MBXDIR;1
PUBLIC_HTML.DIR;1      STADNYK.NEWSMARK;2      TESTDIR.DIR;1
Total of 10 files.
$ copy oldfile copyfile
$ dir
Directory 02:[CC.STADNYK]
01KX8PUZYSY08WYXOB.UID;1      LOGIN.COM;1      MAIL.MAI;1
MAIL.MAI;1      PINE.PINERC;1      PMDF_IMAP.MBXDIR;1      TESTDIR.DIR;1
Total of 11 files.
$ delete oldfile
%DELETE-E-DELVER, explicit version number or wild card required
$
```

When deleting a file you must also include a number indicating which version of the file to delete.

24x80 24,3 Connected telnet Printer: Off Logging: Off NUM Ready

```
skyway.usask.ca (1) [default] - QVT/Term
File Edit View Setup Keyboard Font Printer Commands Apps Help
[Icons]
$
$
$ dir

Directory 02:[CC.STADNYK]

01KX8PUZYSY08UWYX0B.UID;1      LOGIN.COM;1      MAIL.MAI;1
MAIL.MAI-UIDDIR;1      OLDFILE.;1      PINE.PINERC;1      PMDF_IMAP.MBXDIR;1
PUBLIC_HTML.DIR;1      STADNYK.NEWSMARK;2      TESTDIR.DIR;1

Total of 10 files.
$ copy oldfile copyfile
$ dir

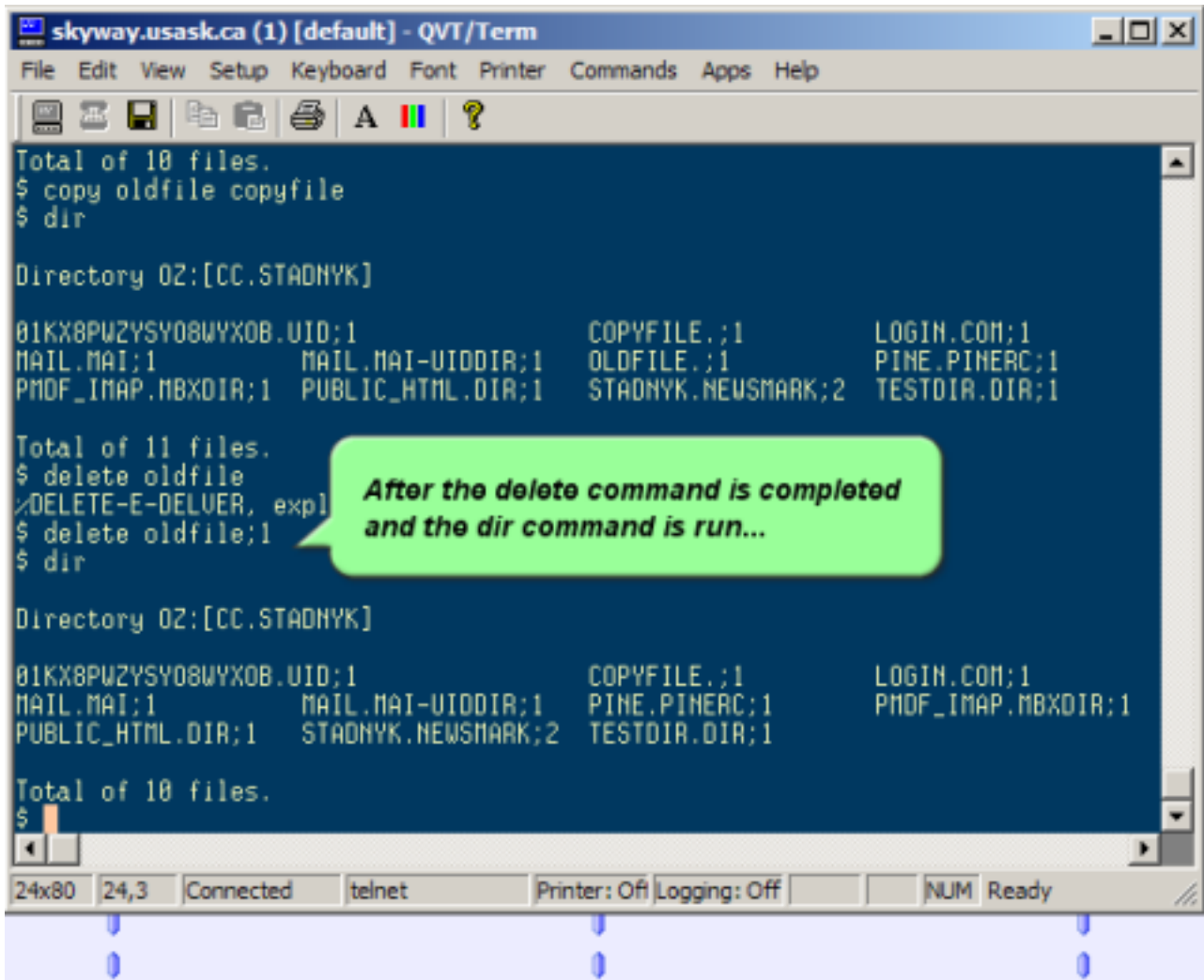
Directory 02:[CC.STADNYK]

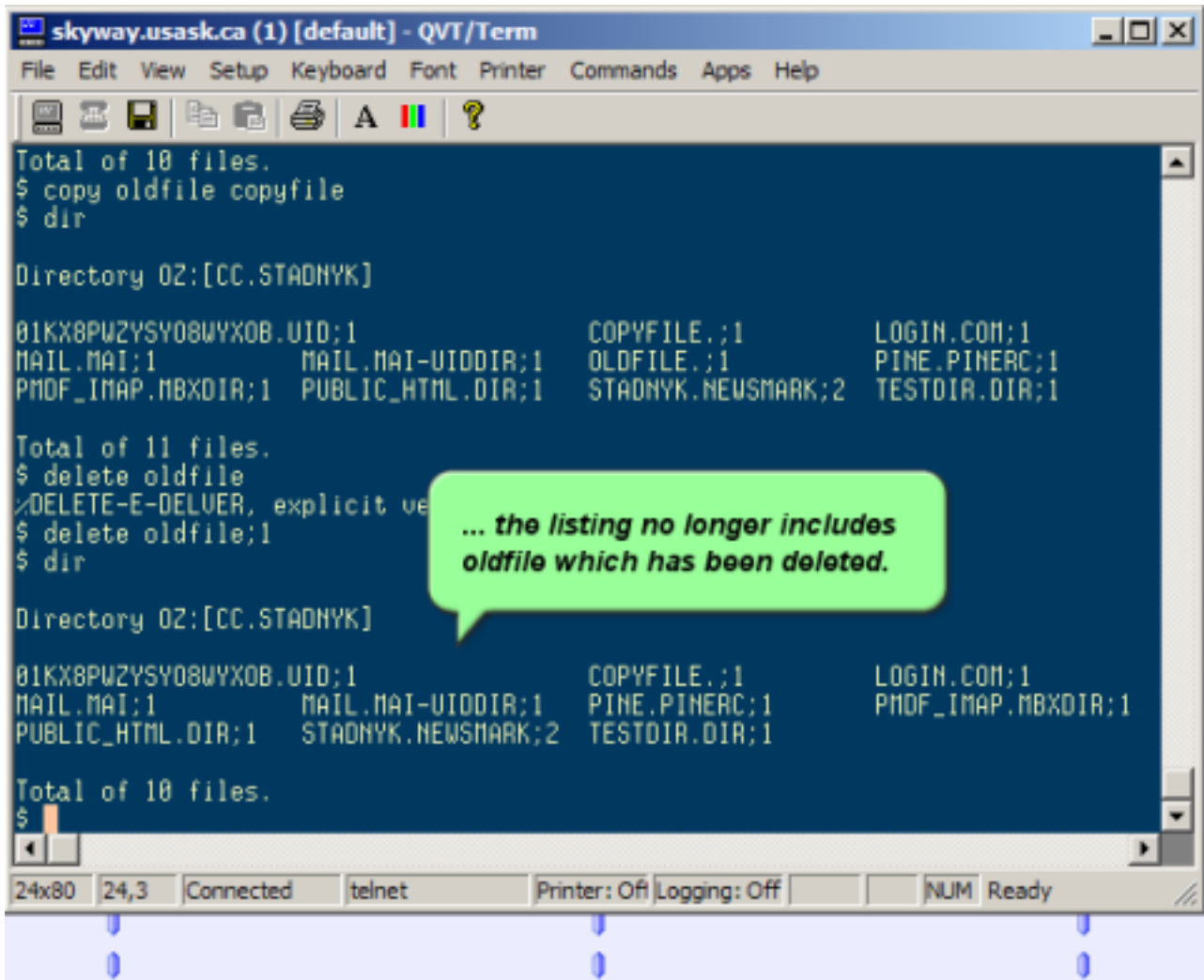
01KX8PUZYSY08UWYX0B.UID;1      CORVETTE.;1      LOGIN.COM;1
MAIL.MAI-UIDDIR;1      OLDFILE.;1      PINE.PINERC;1
PDMF_IMAP.MBXDIR;1      STADNYK.NEWSMARK;2      TESTDIR.DIR;1

Total of 10 files.
$ delete oldfile
%DELETE-ERROR: DELVER, explicit version number or wild card required
$ delete oldfile;1
```

This delete command will delete version 1 (the only version) of the file called oldfile

24x80 24,19 Connected telnet Printer: Off Logging: Off NUM Ready





```
skyway.usask.ca (1) [default] - QVT/Term
File Edit View Setup Keyboard Font Printer Commands Apps Help
[Icons: Print, Copy, Paste, Font, Help]
Total of 10 files.
$ copy oldfile copyfile
$ dir

Directory 02:[CC.STADNYK]

01KX8PUZYSY08WYX0B.UID;1          COPYFILE.;1          LOGIN.COM;1
MAIL.MAI;1          MAIL.MAI-UIDDIR;1    OLDFILE.;1          PINE.PINERC;1
PMDF_IMAP.MBXDIR;1  PUBLIC_HTML.DIR;1    STADNYK.NEUSMARK;2  TESTDIR.DIR;1

Total of 11 files.
$ delete oldfile
DELETED-E-DELUER, explicit version number or wild card required
$
$
DI
01
MA
PU
;1          LOGIN.COM;1
RC;1       PMDF_IMAP.MBXDIR;1
IR;1

Total of 10 files.
$
```

"rename" is the command for renaming or moving a file. The rename command needs the old name and the new name, for example "rename oldname newname" renames the oldname file.

```
24x80 24,3 Connected telnet Printer: Off Logging: Off NUM Ready
```

```
skyway.usask.ca (1) [default] - QVT/Term
File Edit View Setup Keyboard Font Printer Commands Apps Help
[Icons]
Total of 10 files.
$ copy oldfile copyfile
$ dir

Directory 02:[CC.STADNYK]

01KX8PUZYSY08WYX0B.UID;1      COPYFILE.;1      LOGIN.COM;1
MAIL.MAI;1      MAIL.MAI-UIDDIR;1      OLDFILE.;1      PINE.PINERC;1
PMDF_IMAP.MBXDIR;1      PUBLIC_HTML.DIR;1      STADNYK.NEUSMARK;2      TESTDIR.DIR;1

Total of 11 files.
$ delete oldfile
DELETED-E-DELVER, explicit version number or wild card required
$ delete oldfile;1
$ dir

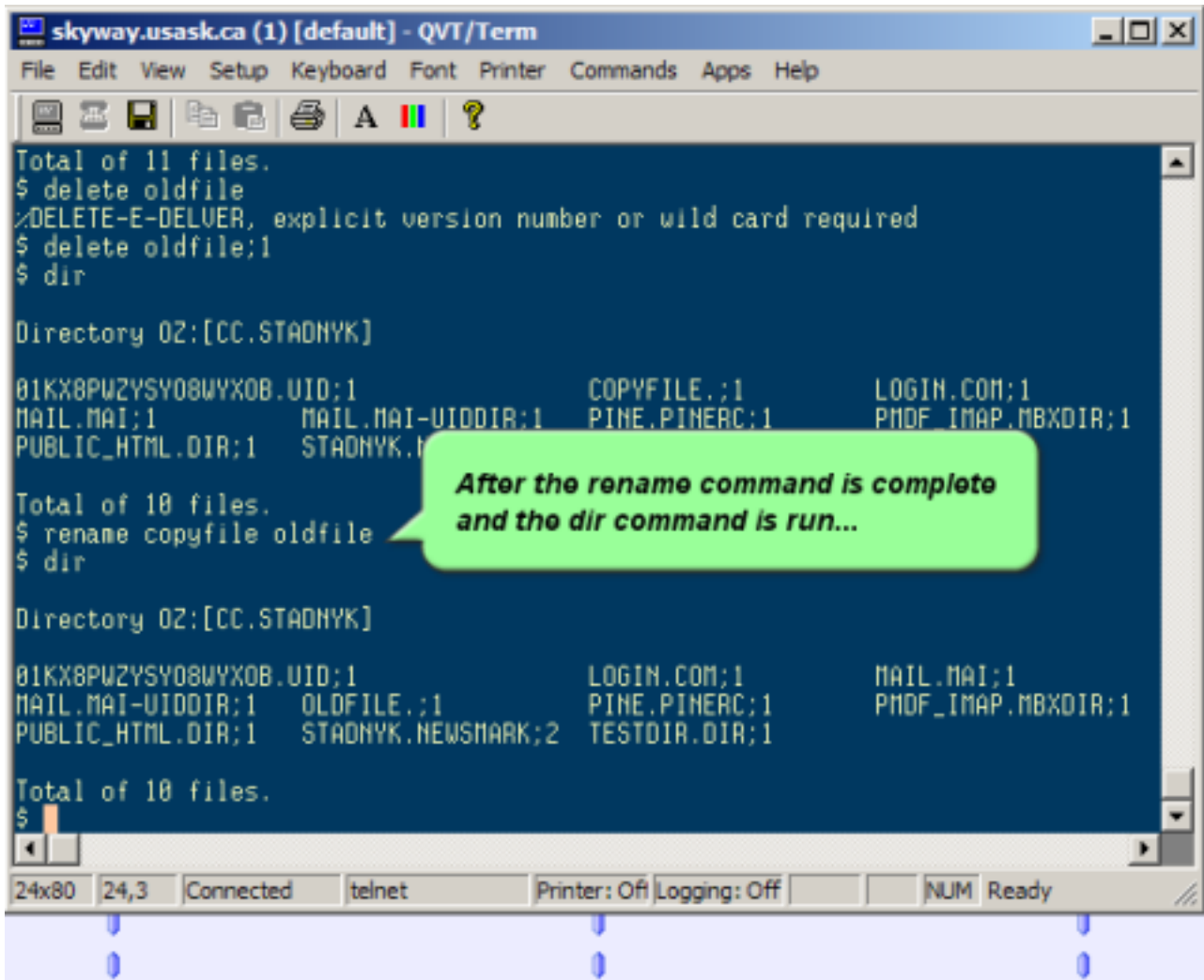
Directory 02:[CC.STADNYK]

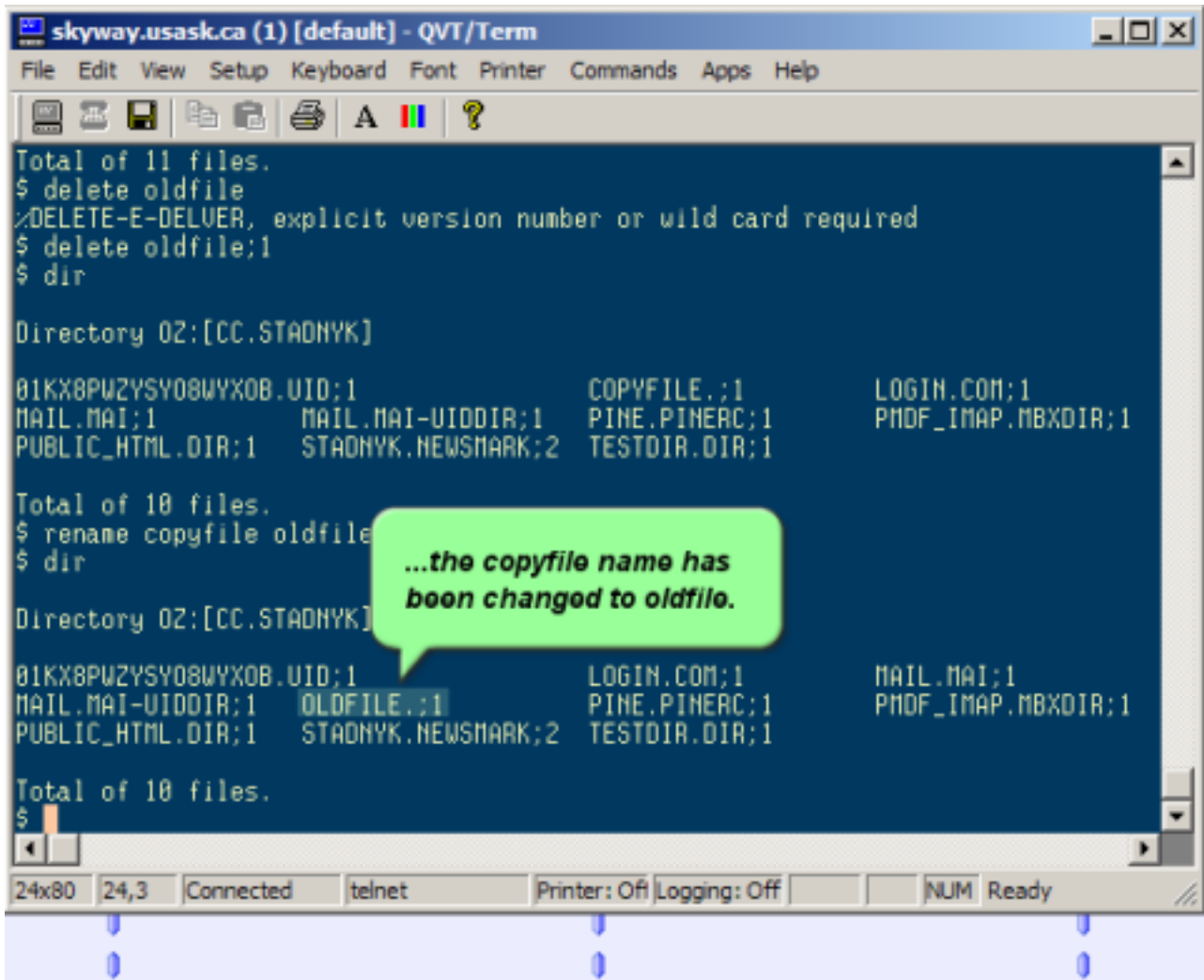
01KX8PUZYSY08WYX0B.UID;1      COPYFILE.;1      LOGIN.COM;1
MAIL.MAI;1      MAIL.MAI-UIDDIR;1      OLDFILE.;1      PINE.PINERC;1
PMDF_IMAP.MBXDIR;1      PUBLIC_HTML.DIR;1      STADNYK.NEUSMARK;2      TESTDIR.DIR;1

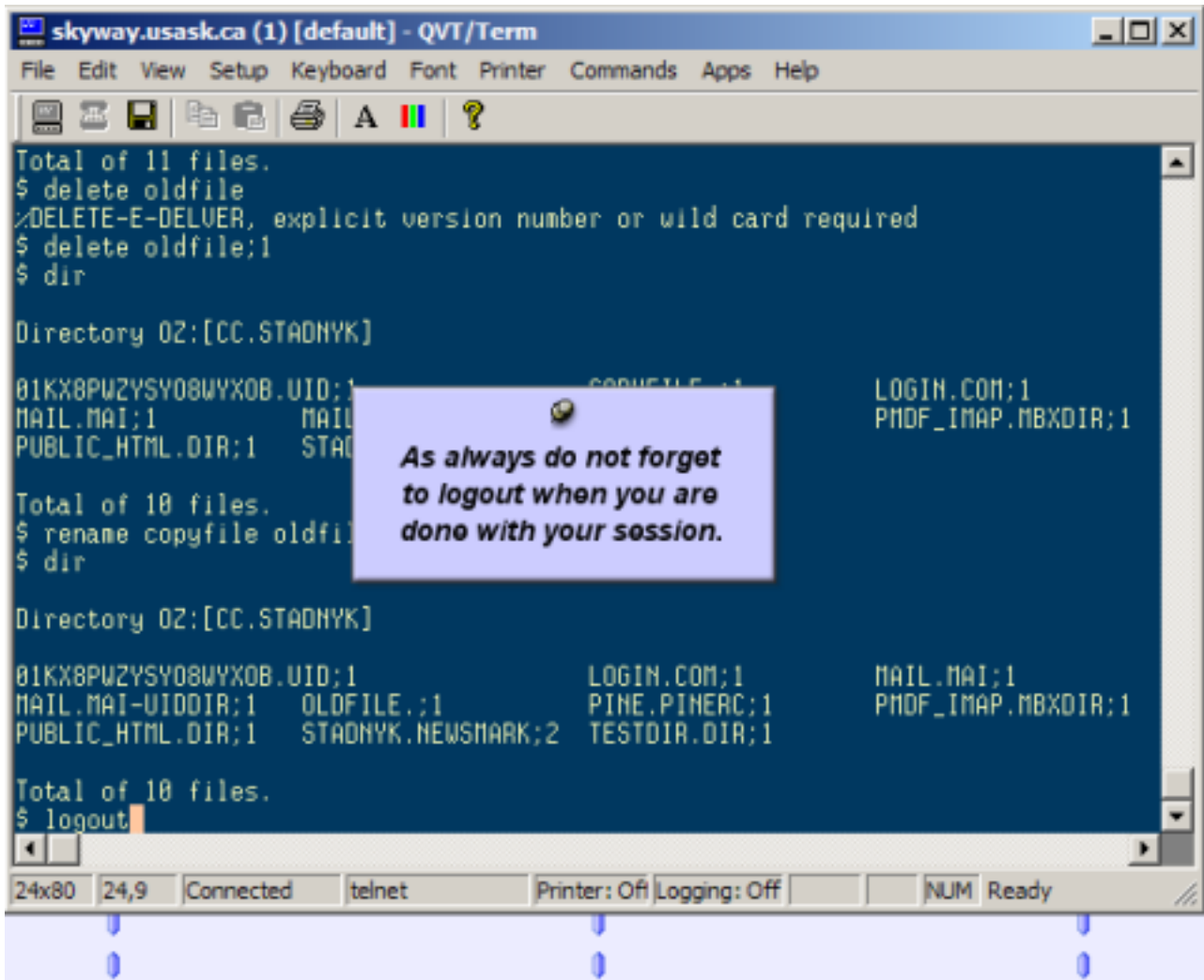
Total of 10 files.
$ rename copyfile oldfile
```

This rename command changes the name of copyfile to oldfile

24x80 24,26 Connected telnet Printer: Off Logging: Off NUM Ready







File Command Resources

The following commands will provide additional information on using file commands, and will include information about how to alter the command.

- * help dir
 - * help dir examples
 - * help copy
 - * help delete
 - * help delete examples
 - * help rename
- * More information on using the file system can be found in the [Directories tutorial](#). available off

VMS File System Commands

- * This tutorial demonstrated how to use VMS commands to manage files.
- * The other mainframe tutorials demonstrate other common mainframe commands.



Training Services

Information Technology Services | University of Saskatchewan

**Thank you for
viewing our tutorial**