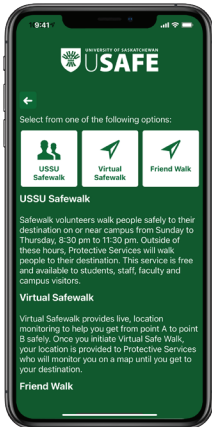




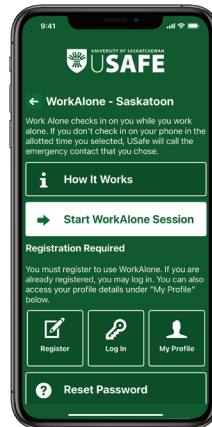
FEATURE SHEET



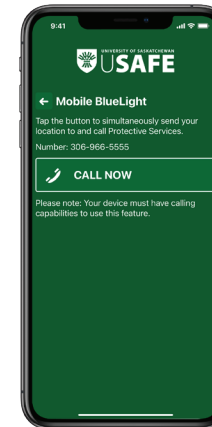
USSU SAFEWALK: Calls USSU Safewalk or protective services

VIRTUAL SAFE WALK: Provides live, location monitoring to help you get from Point A to Point B safely. Once you initiate Virtual SafeWalk, your location is provided to Protective Services who will monitor you until you get to your destination.

FRIEND WALK: Allows you to send your location in real-time to a friend who can monitor you on a map until you reach your destination.



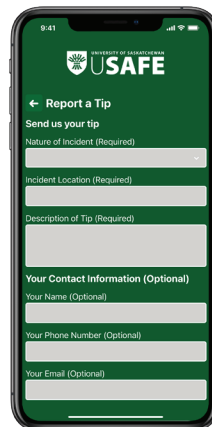
WORK ALONE: A tool for graduate students, faculty, and staff who are working alone or in isolation on campus. If you don't check in on your phone in the allotted time you selected, USAfe will automatically call the emergency contact you chose when starting your work alone session.



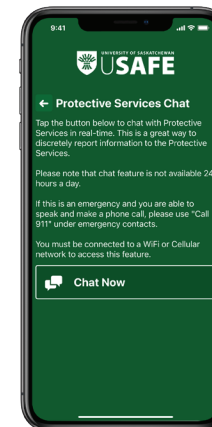
MOBILE BLUELIGHT/PANIC BUTTON: Simultaneous emergency call and location share to Protective Services for an immediate response.



EMERGENCY CONTACTS: Connect with 911, Protective Services or local Police



REPORT A TIP: Anonymously send a tip to Protective Services via email or chat through the app.



PROTECTIVE SERVICES CHAT: Chat with Protective Services in real time. This is a great way to discretely report information about suspicious, vandalism, etc.